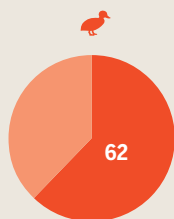
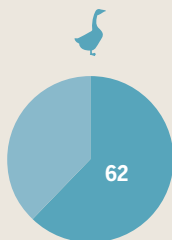


## ZWISCHEN SCHLACHTUNG UND VERZEHR

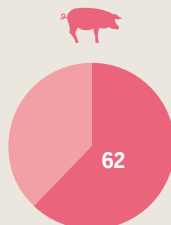
Essbarer Anteil eines ganzen Tiers in Deutschland, in Prozent, 2012



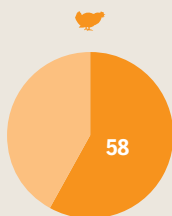
**Ente**



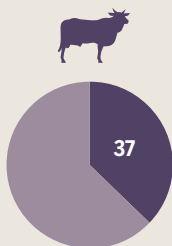
**Gans**



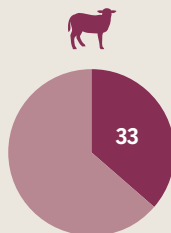
**Schwein**



**Huhn**



**Rind**



**Schaf, Ziege**